



# CARE Facility

LIGHT STEEL **BUILDING** SOLUTIONS



Elgin Manor Seniors Residence  
**Tridel**

NEW CONSTRUCTION | EXPANSIONS | RENOVATIONS

**WALLSOLUTIONS**

Long-Term Care  
Child Day-Care Centres



IBM Daycare Centre  
**PCL Constructors**

ENGINEERED | QUALITY CONTROLLED | DURABLE

**FLOORSOLUTIONS**

Retirement Homes  
Fitness/Recreation Centres  
Medical Centres



Barton Retirement Home  
**Colson & Colson**

COMPETITIVE | SUSTAINABLE | MAINTENANCE FREE

**ROOFSOLUTIONS**

Rehabilitation Centres  
Assisted Living  
Retirement Communities

AFFORDABLE LIGHT **STEEL** SOLUTIONS

BUILDING **BETTER, STRONGER, FASTER**



## THE BENEFITS OF LIGHT STEEL STRUCTURAL FRAMING

### BETTER

**SUPERIOR FIRE PROTECTION**  
**HIGHER QUALITY**  
**HEALTHIER LIVING**  
**DIMENSIONALLY STABLE**  
**QUALITY ASSURED**

Light Steel is Non-Combustible  
Precisely Manufactured | Sustainable Engineered Material  
Non-Toxic | Allergy Free | No Waste | 100% Recyclable  
No Shrinking | No Warping | No Cracks  
Engineered | Controlled Workmanship | Certified by P.Eng

### STRONGER

**WITHSTANDS THE ELEMENTS**  
**ELIMINATE INSECT DAMAGE**  
**CORROSION RESISTANT**

Withstands Harsh Climatic Conditions | Superior Seismic Performance  
Termite & Carpenter Ant Proof  
Manufactured with a 100 Year Galvanized Coating

### FASTER

**PRE-ASSEMBLED**  
**LESS DELAYS**  
**SITE ACCESSIBILITY**  
**INTEGRATED SERVICE**

Enables Rapid Construction | Reduces Risk of Errors  
Site Delays Do Not Impact In-Plant Production  
Increases Site Mobility | Provides for a Safer Job Site  
Engineered | Manufactured | Delivered | Installed | Certified

### COST EFFECTIVE

**COMPETITIVE**  
**LESS MAINTENANCE**  
**ON-TIME DELIVERY**  
**THEFT & VANDALISM**  
**CONSTRUCTION DEBRIS**  
**PROJECT PLANNING**

Cost Competitive with Wood Framing, Heavy Steel & Concrete  
Reduce Call Back Costs | Reduce Maintenance Costs  
Sequenced Deliveries | Reduce Delays Due to Weather  
Reduce Material Theft & Risk of Construction Fires  
Reduce Clean-Up Costs | Reduce Removal Costs  
Reduces On-Site Co-ordination Problems and Disputes

## TECHNICAL INFORMATION

### DIMENSIONALLY SIMILAR TO LUMBER

Steel stud and joist framing members are dimensionally similar to lumber. For example; a 2" x 4" wood stud, which is actually 38mm x 90mm, is comparable to a 41mm x 92mm steel stud.

### DURABILITY OF LIGHT STEEL

Light steel framing members are galvanized and will not rust. Recent studies indicate that the life span of the galvanized coating alone exceeds 100 years and the actual life span of the structure is much longer.

### FIRE PERFORMANCE

Light steel wall and floor assemblies meet the requirements of NBC/OBC, Part 3 and Part 9.

For example, two fire rated wall assemblies available are;

- ULC W424 (1 Hr. F.R.R. single demising wall)
- ULC W445 (1.5 Hr. F.R.R. double demising wall)

Seven NRC tested floor assemblies also available.

### SOUND TRANSMISSION

Light steel wall and floor assemblies meet the requirements of NBC/OBC, and have STC ratings that exceed 60.

### THERMAL PERFORMANCE

Our insulated wall and floor assemblies meet the requirements of NBC/OBC when completed to our specifications. Rigid (extruded polystyrene) insulation is applied to the cold side of exterior framed components - providing a thermal break and dew point away from the structural members.

### FINISHING THE BUILDING

Light steel framed structures allow for application of all modern wall & floor finishes without additional steps or special materials.

### STRUCTURAL ISSUES

Capacities of light steel framing members are calculated in accordance with CAN/CSA S-136 and S16.1. There is a wide range of steel thicknesses available that exceed the capacities of comparable wood members. Lateral stability is achieved with a variety of shear wall options and floor diaphragm types.

### MECHANICAL SERVICES

Light steel framing members are pre-punched with holes at pre-determined intervals. These holes are suitable for plumbing and wiring. Larger penetrations may be cut to accommodate duct-work or drain pipes using the same rules that apply to wood framing.



Hearthstone Clubhouse  
Tridel



Bridlewood Retirement Home  
Colson & Colson




White Cliffe Terrace  
Barry/Bryan Associates




Central Park Lodges  
Man-Shield Construction


## THE LEADING LIGHT STEEL FRAMING SERVICE PROVIDER IN THE INDUSTRY




PANELIZATION




ROOF TRUSSES




FLOOR JOISTS



LSF ENGINEERING



PRE-CUT STEEL



ON-SITE INSTALLATION